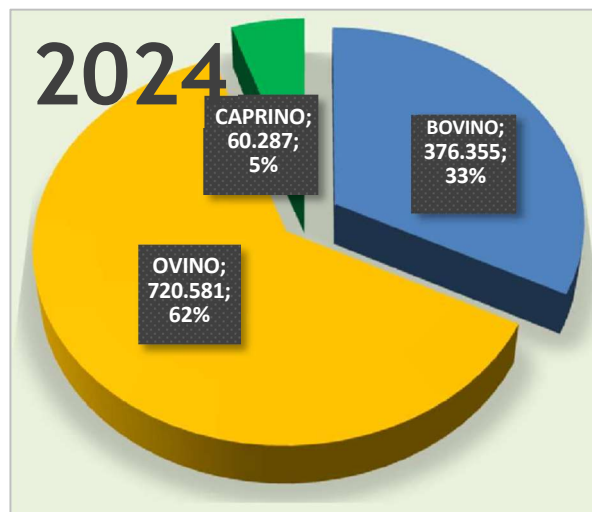
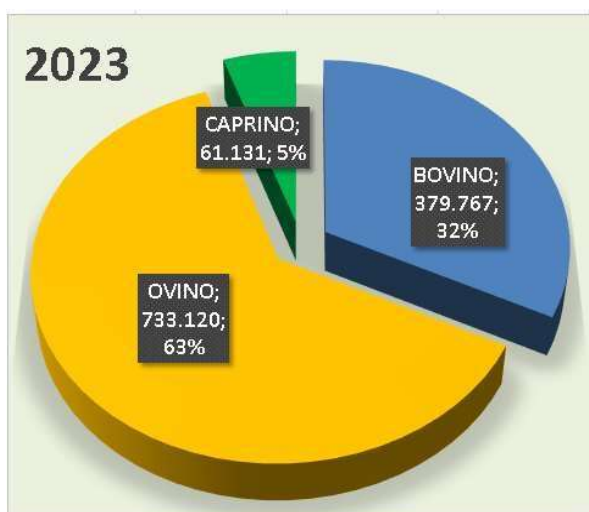


# MEMORIA 2024 DEL CONTROL OFICIAL DEL RENDIMIENTO LECHERO

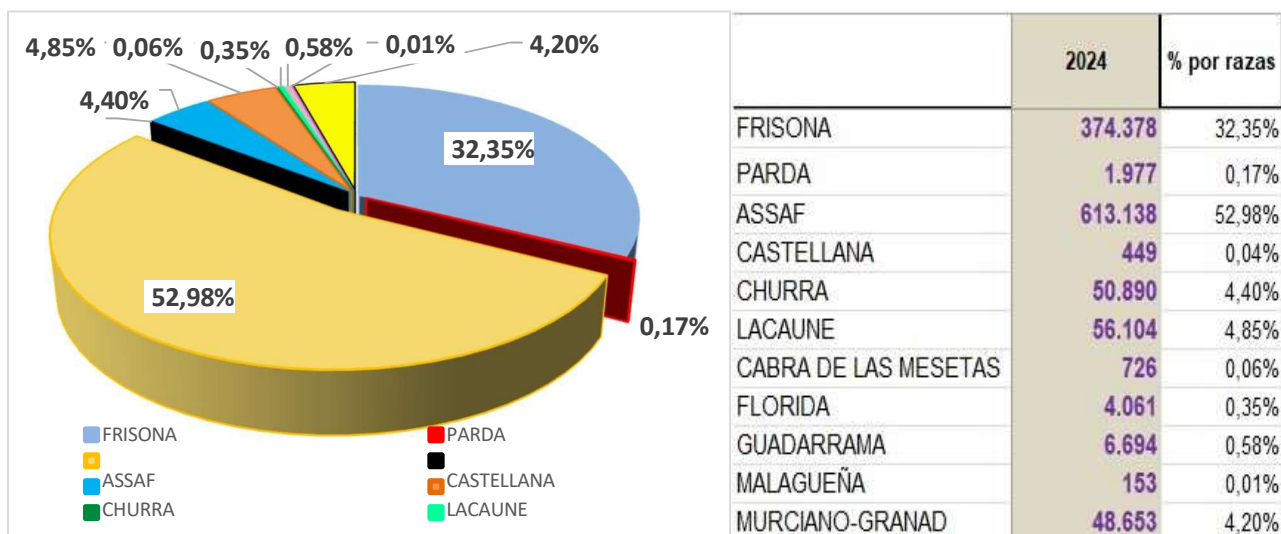


## EVOLUCION ANUAL DE MUESTRAS ANALIZADAS POR ESPECIES

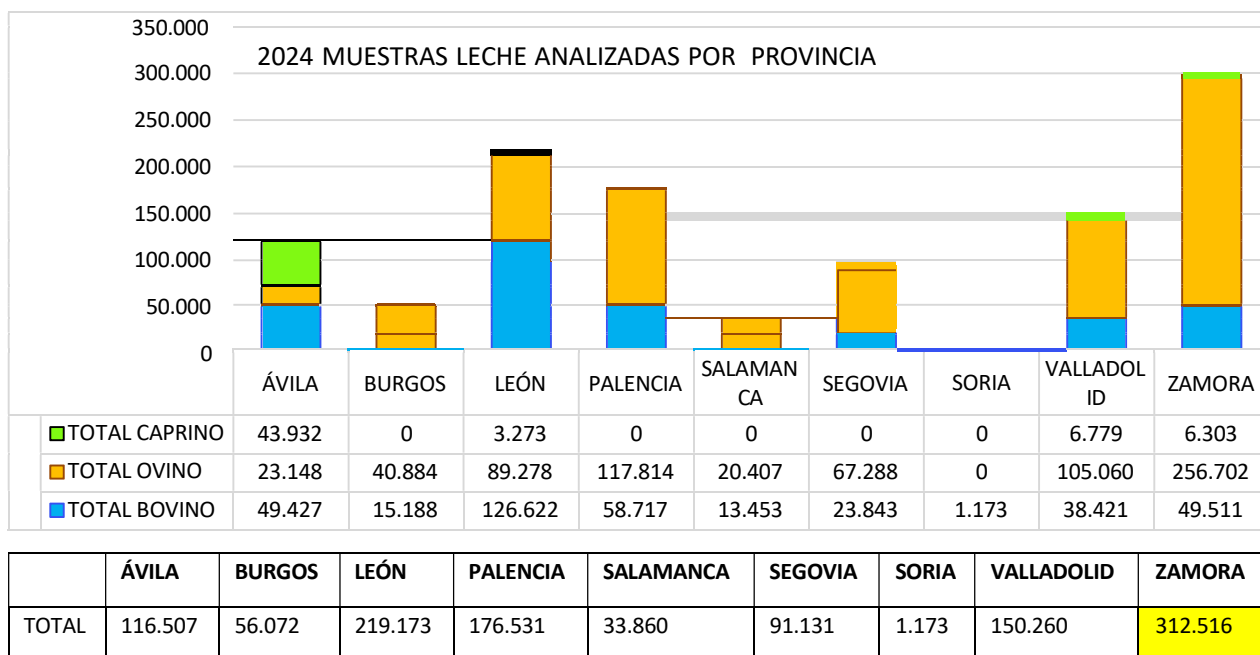
	2018	2019	2020	2021	2022	2023	2024
<b>Bovina</b>	393.405	398.595	352.992	399.824	386.299	379.767	376.355
<b>Ovina</b>	663.640	690.851	617.033	716.436	739.257	733.120	720.581
<b>Caprina</b>	65.045	67.067	54.162	71.172	69.327	61.131	60.287
<b>Total</b>	1.122.090	1.156.513	1.024.187	1.187.432	1.194.883	1.174.018	1.157.223



# MUESTRAS ANALIZADAS POR RAZAS



# MUESTRAS ANALIZADAS POR PROVINCIAS



## EXPLOTACIONES EN CONTROL LECHERO OFICIAL EN LA COMUNIDAD DE CASTILLA Y LEON

RAZAS	AVILA	BURGOS	LEON	PALENCIA	SALAMANCA	SEGOVIA	SORIA	VALLADOLID	ZAMORA	Total
<b>BOVINO</b>	<b>35</b>	<b>8</b>	<b>79</b>	<b>29</b>	<b>11</b>	<b>10</b>	<b>1</b>	<b>12</b>	<b>37</b>	<b>222</b>
FR	33	8	71	29	11	10	1	12	36	211
PA	2		8						1	11
<b>OVINO</b>	<b>5</b>	<b>10</b>	<b>13</b>	<b>26</b>	<b>6</b>	<b>6</b>		<b>22</b>	<b>51</b>	<b>139</b>
AS	5	5	12	12	4	6		14	34	92
CA									1	1
CH		5	1	13	1			5	10	35
LA				1	1			3	6	11
<b>CAPRINO</b>	<b>13</b>		<b>1</b>					<b>1</b>	<b>2</b>	<b>17</b>
MA	1									1
FL	1									1
GR	6		1					1	1	9
GU	3								1	4
ME	1									1
MU	1									1
<b>Total</b>	<b>53</b>	<b>18</b>	<b>93</b>	<b>55</b>	<b>17</b>	<b>16</b>	<b>1</b>	<b>35</b>	<b>90</b>	<b>378</b>